




Phase 1 habitats

-  A1.1.1 - Broadleaved woodland - semi-natural
-  A1.1.2 - Broadleaved woodland - plantation
-  A2.1 Scrub - dense/continuous
-  B1.1 - Acid grassland - unimproved
-  B2.1 - Neutral grassland - unimproved
-  B2.2 - Neutral grassland - semi-improved
-  B5 - Marsh/marshy grassland
-  C1.1 - Bracken - continuous
-  C1.2 - Bracken - scattered
-  D1.1 - Dry dwarf shrub heath - acid
-  D2 - Wet dwarf shrub heath
-  E1.6.1 - Blanket sphagnum bog
-  E2.2 - Flush and spring - basic flush
-  H2.6 - Saltmarsh - dense/continuous

**Sunart Rainforest Woodland Management Plan
Phase 1 Habitats Map**

Derived from NatureScot NVC and Native Woodland Survey of Scotland datasets

Scale 1:50,000

Produced by: E. Garty
Date: 29/03/26

© Crown copyright and
database rights [2021]
Ordnance Survey
0100031673